









































	Naztler Exhibition CERAMIC GENIUS			<u>Exhibition List</u>			4/20/2026	KEY- RD : Reduction glaze; MF : Melt Fissures; FM : Fire marks; irid : Iridescence
<u>Checklist Number</u>	<u>IMAGE</u>	<u>CAT #</u>	<u>FORM</u>	<u>YEAR</u>	<u>DIA inch</u>	<u>HT inch</u>	<u>Wdth inch</u>	<u>GLAZE</u>
01		W003	Bowl, base	ca 1935	7 1/4	3 1/2		Turquoise mat glaze, rough textured
02		W026	Demitasse cup and saucer	ca 1937	4 [saucer] 3 [cup]	1/4 [saucer] 1-1/4 [cup]		Ivory mat glaze, transparent rim
03		W019	Massive bowl	1938	7 1/2	4		Terracotta clay, unglazed, saw texture outside
04		Z123	Coffee demitasse set: coffee pot, 6 cups, 7 plates, creamer, sugar	ca 1938-9	pot: 6-1/2 d x 5-1/4" h; cups: 2 d x 1-1/2" h; saucers: 3- 3/4" d; sugar: 2-3/4 d x 1-1/4" h; creamer: 2 d x 1-3/4" h			Uranium orange glaze
05		Z053	Teapot	ca 1940	9	4	11 1/2	celadon RG
06		0960	Large oval bowl	1940	13 1/2	5 1/2		Gray lava glaze with turquoise overflow [flowing lava]









Checklist Number	IMAGE	CAT #	FORM	YEAR	DIA inch	HT inch	Wdth inch	GLAZE
07		2340	Oval bowl	1942 May 11	6 3/4	2 3/4	5 1/4	Celadon RG with MF
08		Z132	Coffee Pot (Z132)	ca 1943	4 1/2 (body)	5.25		unglazed
09		4705	Bowl	1944	6 1/4	3 3/4		Pompeian sand mat glaze
10		6830	Triple-curved bottle form	1946 Mar 16	5 1/2	12 3/4		Dusk and sang RG
11		7520	Double-curved shallow bowl	1946 Oct 26	8 1/4	2 1/2		Dark sang RG with MF, irid
12		7792	Conical flaring bowl, base	1946 Dec 21	5 3/4	1 7/8		Dusk RG
13		8477	Double-curved bowl	1947 Aug 13	12 1/2	4 1/2		Dawn celadon RG with MF
14		8506	Vase with straight sides	1947 Aug 30	7 3/4	7 3/4		Sang RG with MF

Checklist Number	IMAGE	CAT #	FORM	YEAR	DIA inch	HT inch	Wdth inch	GLAZE
15		9124	Bowl	1948	11 1/2	2 1/4		Fantasy in clay and glaze, basic glaze gray opal
16		D441	Massive bowl	1952	4	1 1/4		Emerald green glaze [inside only, black clay, outside burnished]
17		D456	Massive bowl	1952	5 1/8	1 1/2		Primavera white mat glaze with green dots [inside only, black clay, outside polished]
18		D627	Bowl	1952	6 1/4	2 3/4		Yellow glaze
19		D970	Bowl	1952	14 3/4	5 1/4		Sulphur crater glaze
20		G757	Cylindrical bottle, lip	1955	11 1/2	9 1/2		Lapis lazuli glaze
21		H035	Bowl	1956 Apr 17	7 1/2	1 7/8		Purple-brown RG
22		H537	Footed vase form with flaring lip	1957 Feb 13	3 1/2	7 1/2		Sang nocturne RG








Checklist Number	IMAGE	CAT #	FORM	YEAR	DIA inch	HT inch	Wdth inch	GLAZE
224		J557	Tall flat bottle, base, conical neck with lip [Pilgrim bottle] fthrown in 4	1958	12 1/4	20 7/8		Brown and blue mat glaze
23		H900	Large oval bowl	1957	20 1/4	8 1/2		Steel blue mat glaze
25		J746	Ceremonial Yahrzeit [Hebrew inscription] Judaica	1958	8 1/2	10 1/2		Steel blue mat glaze
26		K373	Bowl	1959	14	4 1/4		Flame red mat glaze
27		K551	Large bowl	1959	15 1/4	4 3/4		Pale green crater glaze
28		K864	Large flaring bowl	1960	18 1/2	8 3/4		Green crater glaze
29		K940	Tall long-necked round bottle	1960	9 1/2	26		Patina crystalline mat glaze
30		L205	Bowl	1960	9 1/4	2 3/4		Red glaze with black









Checklist Number	IMAGE	CAT #	FORM	YEAR	DIA inch	HT inch	Wdth inch	GLAZE
31		L360	Conical bowl, base	1961 May 3	7	2 1/4		Blue nocturne RG with MF
32		L388	Rounded bowl	1961 May 20	6 1/4	3 1/2		Gold and blue nocturne RG with crystal formations
33		L394	Vase form with straight cup-shaped top, lip	1961 May 20	3 3/4	7		Sang and blue nocturne RG
34		L410	Conical bottle with conical neck, flaring top	1961	5	7 3/4		Old turquoise alkaline mat glaze
35		L411	Bowl	1961	5 1/2	1 1/2		Blue crystalline glaze
36		L536	Tall conical vase form with cup-shaped top	1961	4 1/4	12 3/4		Midnight sky, deep blue crystalline glaze
37		L940	Oval bowl	1962	10	4 1/4		Bright yellow glaze
38		L950	Round bowl with slight lip	1962 Feb 20	5 1/4	3 1/4		Sang nocturne RG with irid







Checklist Number	IMAGE	CAT #	FORM	YEAR	DIA inch	HT inch	Wdth inch	GLAZE
39		L971	Bowl	1962	7 3/4	3 3/4		Green blue crystalline glaze
40		M051	Tall bottle, lip	1962	7 3/4	24 1/2		Old Turquoise mat glaze
41		M065	Bowl	1962	9 1/4	3		Gray earth crater glaze
42		M074	Large cylindrical vase form with indented lip	1962	7 1/2	15		Pale blue crater glaze
43		M085	Massive bowl	1962	5 3/4	3 1/4		Green alkaline mat glaze
44		M104	Bowl	1962	10	4		Applegreen RG
45		M215	Double-curved vase form	1962 Aug 2	8 1/4	16 1/4		Sang nocturne RG with crystal formations
46		M423	Bell (front door - largest)	1962	9 1/4	14 1/2		patinated








Checklist Number	IMAGE	CAT #	FORM	YEAR	DIA inch	HT inch	Wdth inch	GLAZE
47		M521	Bowl with indented lip	1962 Dec 6	5 1/8	3		Ivory celadon RG
48		M601	Bowl	1963	7	2 1/4		Sea green crater glaze
49		M620	Flaring bowl, base	1963	7 1/2	2 1/2		Moss green hare's fur glaze with crystals
50		M709	Round bottle with cupped top, lip	1963	5 1/8	7		Moss green hare's fur glaze
51		M893	Double-curved vase form	1963	9	9		Sulphur crater glaze
52		N1000	Tall bottle form	1967 Mar 16	4	14 1/8		Graygreen and sang RG with FM, and MF
53		N146	Tall teardrop Bottle	1964 May 7	4 3/4	15 3/4		Sang nocturne RG with MF, and FM, crystals
54		N253	Bell	1964	8 3/4	15 1/2		unglazed


Checklist Number	IMAGE	CAT #	FORM	YEAR	DIA inch	HT inch	Wdth inch	GLAZE
55		N349	Double-curved bottle	1964	4	11		Midnight sky, deep blue crystalline glaze
56		N739	Bowl, base	1966 Jan 15	6 3/4	3 1/4		Mariposa RG with MF, and skinning
57		N760	Teardrop bottle	1966	6 1/4	11		Moss green hare's fur glaze
58		N777	Large bottle form	1966 Mar 12	7 3/4	11 7/8		Cat's eye RG
59		N800	Closed form	1966 Apr 5	8 3/4	6 3/4		Cat's eye RG
60		N938	Cylindrical bottle with flange top	1967	6 1/4	4		Mustard yellow hare's fur glaze
61		O003	Large teardrop bottle	1967 Mar 16	9 1/2	15 1/4		Dark cat's eye RG with ash deposits, and MF
62		O049	Cylindrical bowl with lip, base	1967 May 4	5 1/2	4		Eggplant RG with crystals, and MF

Checklist Number	IMAGE	CAT #	FORM	YEAR	DIA inch	HT inch	Wdth inch	GLAZE
63		O100	Double-curved bowl	1967	5 1/2	4 1/2		Orange red crater glaze
64		O165	Squat round closed form	1968 Apr 4	7 3/4	3		Sang nocturne RG with MF, and irid
65		O291	Round bowl with indented lip	1969	6 1/2	3		Gunmetal crystalline mat glaze
66		O328	Large closed form	1969 Jul 30	12 1/2	10 1/4		Applegreen RG with MF, and FM
67		O333	Closed form	1969 Nov 18	7 3/4	6 1/4		Burnt apricot RG with MF
68		O336	Bottle	1969 Nov 18	5 1/2	7 3/4		Tiger eye RG with MF
69		O446	Round bottle with flange	1972	4 3/4	3 3/4		Mystic blue glaze
70		O525	Tall bottle form	1974	6 3/4	19 7/8		Green and black glaze with large irid crystals

Checklist Number	IMAGE	CAT #	FORM	YEAR	DIA inch	HT inch	Wdth inch	GLAZE
71		O526	Tall bottle form with cupped top	1974	5 1/8	14		Sulphur green crater glaze
72		O560	Tall bottle	1974 Oct 26	11 3/4	12 1/2		Burnt apricot RG with MF, carbon deposits, and crystals
73		O576	Round bowl	1975 Jun 3	7	4		Purple nocturne RG with MF
74		O633	Tall bottle, lip	1984 Mar 20	7 3/4	19		Peach blossom RG with overflow, FM, MF, and irid
75		Q003	Rectangular menorah Judaica	1960	18 1/4	10		Graygreen lava glaze
76		X150	Double round form on conical base ["eye"]	1979		20 1/2	8 1/4	Blue crystalline glaze
77		X151	Double cube on square base with frag top, 3 openings	1979		17	8 3/4	Verdigris crater glaze with orange lichen
78		X177	Square monolith with frag top, pyramidal base	1980 Aug 23		14		Blue RG with sang overflow, MF, FM and irid

Checklist Number	IMAGE	CAT #	FORM	YEAR	DIA inch	HT inch	Wdth inch	GLAZE
79		X277	Large fragmented cube	1982 Jul 21		14	10 1/4	Sang nocturne RG with MF, FM and irid
80		X303	Circular disk form on conical base	1983 Jan 27 [dated 1982]		13 3/4	9 3/4	Blue mariposa RG with MF
81		X350	Split disk form [horizontally] with "eye" on oval base	1984 Jan 28		15 3/4	14 1/4	Sang and blue RG with MF, irid, and skinning
82		X397	Round open disk form	1984 Aug 28		11	9 3/4	Burnt apricot RG with MF, and crystals
83		X483	Oval beaker-shaped vase form	1987		9 1/4	3 3/4	Blue and grey flowing lava glaze
84		X512	Cube with 4 pipes on cylindrical base	1987 Mar 19		16	6 3/4	Grey lava RG with pale blue overflow
85		X527	Gyrolith	1989		19 3/4	15 1/4	Celestial [blue] crystal glaze

Checklist Number	IMAGE	CAT #	FORM	YEAR	DIA inch	HT inch	Wdth inch	GLAZE
86		X543	Triangular disk on conical base [arrowhead]	1990		14 3/4	12 1/4	Cherry red glaze
87		X560	Monolith wall with 4 openings, line design	1990 May 19		13 1/2		Applegreen and grey RG with MF, skinning, and FM, some sang irid
88		X590	Cube with base, 4 flush pipe openings	1992		10 5/8	7 3/4	Sulphur and grey green crater glaze
89		Y074-A	Doodle (right)			5 1/2	4-1/4 x 4-1/4	unglazed
90		Y170	Doodle (left)			6	3-1/2 x 2-1/4	Sang RG
91		Y171	Doodle (center)			6	3-1/4 x 1-1/2	Sang RG with irid
92		Y189	Glaze brush holder (left)	1977		6.75	6 3/4 x 2-1/2	Green and blue mariposa glaze

Checklist Number	IMAGE	CAT #	FORM	YEAR	DIA inch	HT inch	Wdth inch	GLAZE
93		Y190	Multi-pipe and Disk glaze brush holder (right)	1983		17	6-1/2 x 6	Purple and blue glaze